



Price list

2024

Add 10% to Pricelist

Table of Contents

Conditions of Sales	4
Modern Industrial Table Series	5
Modern Industrial Top Specifications	6 - 7
Modern Industrial Pricing	8 - 11
Rockefeller	12
Rockefeller Top Specifications	13 - 14
Rockefeller Pricing	15 - 16
Element Table Series	17
Element Top Specifications	18 - 19
Element Pricing	20 - 23
CM10 Conference Table	24
CM10 Top Specifications	25-26
CM10 Pricing	27 - 30
Modern Industrial Credenza	31
Modern Industrial Credenza Specifications	32 - 33

Table of Contents

Modern Industrial Credenza Pricing	34
Cornerstone Furniture Finishes	35 - 38
Cornerstone Furniture Power & Data	39 - 41

Conditions of Sale

✓ ■ Ordering

All orders received by Cornerstone Furniture, Inc. are subject to approval by our credit department. Orders are accepted by U.S. Mail, fax and email. Duplicate orders received and not properly marked are the responsibility of the customer.

✓ ■ Acknowledgments

All orders will be acknowledged in writing. Orders will be manufactured and invoiced based upon the information on the acknowledgment. Acknowledgments must be signed, dated and faxed back to Cornerstone Furniture showing approval and acceptance. The acknowledgment supersedes all other documents or agreements whether written or oral. Please be sure to contact Cornerstone immediately of any discrepancy. All pieces are made to order. When your order is received, it is placed in our schedule and a tentative date is given based on this placement. A delay in your acceptance and return of the acknowledgment may mean a loss of your placement in the schedule. In this case, when the approved acknowledgment is received, a new tentative completion date will be given.

✓ ■ Delivery

A tentative delivery schedule will be established when acknowledging orders, based on customer's request and by our estimated ability to deliver. Cornerstone's goal is to ship your order as quickly as possible to give you the best customer service available. Delivery times may vary. We attempt to maintain a 6-8 week delivery schedule. All acknowledgments will have an approximate shipping date. Cornerstone is not bound on any order to pay penalties, or special shipping charges or other expenses incurred by failure to deliver on schedule. We will make every effort possible to meet the customer's requirements and keep the customer informed of any changes.

✓ ■ Freight Charges

Cornerstone will specify carrier unless otherwise specified on the order. All freight is prepaid F.O.B. shipping point. All products are accepted by carrier and signed for in good condition. At this point the product becomes the property of the purchaser who is responsible for loss or damage during shipment. Cornerstone strives to reduce shipping costs as much as possible by selecting carriers that give the best service for the least cost. Product will be shipped freight collect and billed by carrier to the customer, unless otherwise specified by purchaser.

✓ ■ Freight Claims

Legal title to merchandise passes to the buyer upon acceptance by the carrier. All shipments should be carefully inspected by the consignee before acceptance. Do not refuse damaged merchandise but take acceptance on the delivery receipt and request immediate inspection by the carrier. Upon inspecting the merchandise received, make notes of any damage to cartons and skids. Any shortages should also be reported. If concealed damage is discovered after unpacking, the carrier must be notified within 15 days from receipt. Do not destroy packing materials until shipment has been inspected. After inspection proceed to file a claim with carrier.

✓ ■ Returns

No merchandise will be accepted by Cornerstone for exchange or credit without expressed, written consent before return shipment is made.

✓ ■ Cancellations

Cancellations will not be permitted without written consent from Cornerstone. A cancellation charge may be added.

✓ ■ Warranty

Cornerstone Furniture, Inc. products are guaranteed against material defect and/or faulty workmanship for a period of ten (10) years from the date of shipment from plant. Accessory items such as electrical components, decorative trim, casters, and mechanical devices not manufactured by Cornerstone carry their individual manufacturer's warranty. Warranty is extended only to products properly installed and maintained given normal and proper ware. After a valid warranty claim has been received, Cornerstone Furniture will either replace or repair the defective product at its discretion.

✓ ■ Terms

Terms are subject to approval by Cornerstone Credit Department. All prices are F.O.B. factory.□

Modern Industrial
Table Series



Top Specifications:

Veneers: Architectural grade veneers. Standards (Walnut, Oak, Maple) Standard veneer layup:

(Walnut - Flat cut (plain sliced) book match), (Oak - Flat cut (plain sliced) book match),

(Maple - Flat cut (plain sliced) Slip match)

Rustic Reclaimed Veneer - Walnut and Oak - Flat cut (plain sliced) Random match

Rustic Reclaimed Core: 1 1/2" thick particle board or Mdf

Core: All tops are fabricated with 1 1/8" thick Industrial grade particleboard 45lb. density or

Mdf (Medium Density Fiberboard)

All tops over 120" are two sections. Veneer grain on multiple section tops is running short grain. (Exception) Rustic Reclaimed Veneer grain runs length wise is random matched unless other wise specified. Laminate woodgrain on multiple section tops is running length wise and is not matched up with grain on other section.

Laminate tops: are fabricated with 1 1/8" thick 45 lb. density particle board core. Laminates are standard colors from Wilsonart and Formica.

Laminates:

Standards:

1572-60 Antique White
1573-60 Frosty White
1595-60 Black
D315-60 Platinum Grey
D354-60 Designer White

D90-60 North Sea
D91-60 Slate Grey
D92-60 Dove Grey
D96-60 Shadow
4841-60 Desert Zephyr

Woodgrains:

7909-60 Fusion Maple
7937-38 River Cherry
7946-38 Brazilwood
7997-38 Ebony Recon
7054-60 Wild Cherry

7999k-12 Field Elm
8201k-12 Grey Elm

For all other patterns and laminates, contact factory for pricing and availability

Custom request (Size, Top, Color, etc.) Contact :

Cornerstone Furniture, www.cornerstonefurniture.com , ph. (269)795-3379

Edges: 3mm (3/16" thick solid hardwood) Flat eased or Reverse bevel.

Live Edges: 1 1/2" thick solid hardwoods, Core: 1 1/2" thick particle board or Mdf

Standard Wood Veneer Finishes:

Walnut: Natural Walnut, Light Walnut, Brown Walnut, Grey Walnut

Oak: Natural Oak, Brown Oak, Grey Oak

Maple: Clear Maple, Fusion Maple

Wood is a natural material, slight variations will occur in color, grain configuration, and stain acceptance. Finished pieces may vary slightly in tone or character from the samples given, and no guarantee can be made of an exact match.

Semi-filled finish is standard. Clear Coating : Satin 40 degree sheen , Flat 10 degree sheen

Custom Finish matching is available for a 10% upcharge per order (\$900.00 minimum list.)

Bases: Industrial grade raw steel, 1" x 3" tube Finishes: Raw steel, Black, Gloss White, Silver Metallic. Levelers: 2 per base

Sample Order:

(Edge)	Model #.	Shape	Dimensions	Top	Edge	Finish	List \$
(RRVLE)	MIVRT48120	- Rectangular	48 x 120	-	White Oak veneer,	# RRVLE , - Grey Oak -	\$11059
(RRVLE) Rustic Reclaimed veneer Live edge				MIVRE48120 - Rockefeller table Rectangle, 48" x 120"			

Modern Industrial Specs



Shown in:

Dimensions: 120"l x 48"w x 29"h

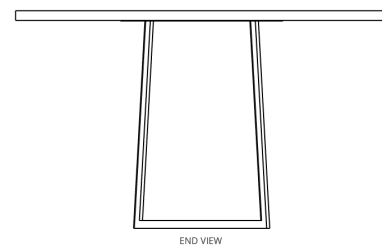
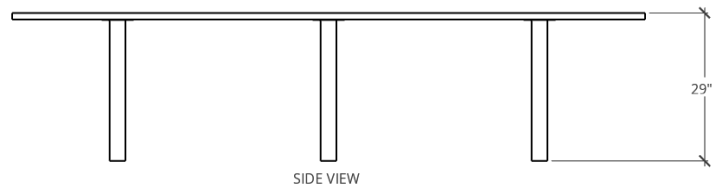
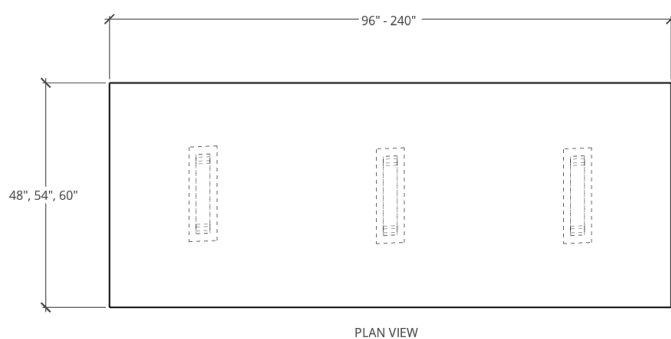
Top: Walnut Veneer 1.25" thick

Edge: Flat eased

Bases: Raw industrial metal with black finish

Finish: Walnut Natural #WNT

Custom sizes, woods and finishes are available.
Contact Cornerstone Furniture to discuss options.
Thank you.



Specifications

Dimensions: 72" - 240" length x 48", 54" and 60" width x 29", 36" and 42" height.
Lengths over 120" are two piece tops.

Tops: Veneer, Designer Veneer, Laminate. Plain sliced, book or slipped matched, balance backer.

Edges: Flat eased, Knife edge, Live Edge



Bases: Raw Industrial metal

Finishes: Check out our finishes in the Price List or contact us for more information.

Power & Data: (Interlink) Silver & Black, 2 outlets standard per unit, data plate is standard and sold separately. (data jacks, e.g. USB, VGA, HDMI, Rj45, Rj11, mini Stereo) Please Contact Cornerstone Furniture for specific A/V needs.





Modern Industrial Conference Tables

Dimensions width x depth	Bases	Top Sections	Model #	Standard Veneer	Standard Veneer	Rustic Reclaimed	Rustic Reclaimed	Rustic Reclaimed		
				Top Flat Edge SV3FE	Top Knife Edge SV3KE	Veneer Top Flat Edge RRV3FE	Veneer Top Knife Edge RRV3KE	Veneer Top Live Edge RRVLE		
				List Price \$	List Price \$	List Price \$	List Price \$	List Price \$		
 <p>Rectangle (RE)</p>	48 x 72	2	1	MIRE4872	4522	4710	5890	6320	8957	
	48 x 96	2	1	MIRE4896	5931	6327	6590	7365	10237	
	48 x 120	3	2	MIRE48120	8753	9147	9113	9713	12718	
	48 x 144	3	2	MIRE48144	9589	10035	10079	10765	14221	
	48 x 168	3	2	MIRE48168	10418	10923	11576	11820	15928	
	48 x 192	3	2	MIRE48192	11251	11811	12501	13771	17551	
	48 x 216	4	2	MIRE48216	13630	13630	15144	15219	21083	
	48 x 240	4	2	MIRE48240	14387	14387	15985	17173	22714	
	60 x 96	2	1	MIRE6096	6730	7060	7447	7845	11592	
	60 x 120	3	2	MIRE60120	9365	9786	10405	10874	14545	
	60 x 144	3	2	MIRE60144	10377	10854	11530	12060	16545	
	60 x 168	3	2	MIRE60168	11389	11921	12654	13246	18495	
	60 x 192	3	2	MIRE60192	12401	12988	13779	14431	20494	
	60 x 216	4	2	MIRE60216	15411	15997	17123	17772	24394	
	60 x 240	4	2	MIRE60240	16331	16967	18146	18853	26392	
	 <p>Arced End Rectangle (AR)</p>	48 x 72	2	1	MIAR4872	4851	4965	6210	6540	x
		48 x 96	2	1	MIAR4896	6652	5471	6860	7365	x
		48 x 120	3	2	MIAR48120	9812	7451	9113	9713	x
48 x 144		3	2	MIAR48144	10788	8243	10079	10765	x	
48 x 168		3	2	MIAR48168	11763	9400	11050	11820	x	
48 x 192		3	2	MIAR48192	12739	11162	12917	13771	x	
48 x 216		4	2	MIAR48216	15227	12477	14279	15219	x	
48 x 240		4	2	MIAR48240	16411	14254	16147	17173	x	
60 x 96		2	1	MIAR6096	7571	7959	8413	8843	x	
60 x 120		3	2	MIAR60120	10589	11083	11766	12314	x	
60 x 144		3	2	MIAR60144	11775	12333	13083	13704	x	
60 x 168		3	2	MIAR60168	12961	13584	14401	15093	x	
60 x 192		3	2	MIAR60192	14146	14835	15718	16483	x	
60 x 216		4	2	MIAR60216	17272	17959	19191	19954	x	
60 x 240		4	2	MIAR60240	18350	19096	203890	21217	x	



Add 10% to Pricelist

Modern Industrial Conference Tables

Dimensions width x depth	Bases	Top Sections	Model #	Standard Veneer	Standard Veneer	Rustic Reclaimed	Rustic Reclaimed	Rustic Reclaimed	
				Top Flat Edge SV3FE	Top Knife Edge SV3KE	Veneer Top Flat Edge RRV3FE	Veneer Top Knife Edge RRV3KE	Veneer Top Live Edge RRVLE	
				List Price \$	List Price \$	List Price \$	List Price \$	List Price \$	
 Racetrack (RT)	48 x 72	2	1	MIRT4872	4851	4965	6210	6540	x
	48 x 96	2	1	MIRT4896	6652	5471	6860	7365	x
	48 x 120	3	2	MIRT48120	9812	7451	9113	9713	x
	48 x 144	3	2	MIRT48144	10788	8243	10079	10765	x
	48 x 168	3	2	MIRT48168	11763	9400	11050	11820	x
	48 x 192	3	2	MIRT48192	12739	11162	12917	13771	x
	48 x 216	4	2	MIRT48216	15227	12477	14279	15219	x
	48 x 240	4	2	MIRT48240	16411	14254	16147	17173	x
	60 x 96	2	1	MIRT6096	7571	7959	8413	8843	x
	60 x 120	3	2	MIRT60120	10589	11083	11766	12314	x
	60 x 144	3	2	MIRT60144	11775	12333	13083	13704	x
	60 x 168	3	2	MIRT60168	12961	13584	14401	15093	x
	60 x 192	3	2	MIRT60192	14146	14835	15718	16483	x
	60 x 216	4	2	MIRT60216	17272	17959	19191	19954	x
	60 x 240	4	2	MIRT60240	18350	19096	203890	21217	x
	 Boat (BT)	48 x 72	2	1	MIBT4872	4851	4965	6210	6540
48 x 96		2	1	MIBT4896	6652	5471	6860	7365	x
48 x 120		3	2	MIBT48120	9812	7451	9113	9713	x
48 x 144		3	2	MIBT48144	10788	8243	10079	10765	x
48 x 168		3	2	MIBT48168	11763	9400	11050	11820	x
48 x 192		3	2	MIBT48192	12739	11162	12917	13771	x
48 x 216		4	2	MIBT48216	15227	12477	14279	15219	x
48 x 240		4	2	MIBT48240	16411	14254	16147	17173	x
60 x 96		2	1	MIBT6096	7571	7959	8413	8843	x
60 x 120		3	2	MIBT60120	10589	11083	11766	12314	x
60 x 144		3	2	MIBT60144	11775	12333	13083	13704	x
60 x 168		3	2	MIBT60168	12961	13584	14401	15093	x
60 x 192		3	2	MIBT60192	14146	14835	15718	16483	x
60 x 216		4	2	MIBT60216	17272	17959	19191	19954	x
60 x 240		4	2	MIBT60240	18350	19096	203890	21217	x



Add 10% to Pricelist

Modern Industrial Conference Tables

	Dimensions width x depth	Bases	Top Sections	Model #	Standard Laminate	Standard Laminate	
					Top Flat Edge SV3FE List Price \$	Top Knife Edge SV3KE List Price \$	
 Rectangle (RE)	48 x 72	2	1	MIRE4872	3548	5325	
	48 x 96	2	1	MIRE4896	3649	5726	
	48 x 120	3	2	MIRE48120	5018	8296	
	48 x 144	3	2	MIRE48144	5879	9279	
	48 x 168	3	2	MIRE48168	6662	10233	
	48 x 192	4	2	MIRE48192	7249	11115	
	48 x 216	4	2	MIRE48216	9490	13524	
	48 x 240	5	2	MIRE48240	10664	14562	
	60 x 96	2	1	MIRE6096	4047	6494	
	60 x 120	3	2	MIRE60120	4971	8812	
	60 x 144	3	2	MIRE60144	5558	9827	
	60 x 168	3	2	MIRE60168	6341	10914	
	60 x 192	4	2	MIRE60192	7123	12002	
	60 x 216	4	2	MIRE60216	10128	15073	
	60 x 240	5	2	MIRE60240	10911	16087	
	 Arced End Rectangle (AR)	48 x 72	2	1	MIAR4872	4001	5785
		48 x 96	2	1	MIAR4896	4375	6216
		48 x 120	3	2	MIAR48120	5758	8966
48 x 144		3	2	MIAR48144	6203	9820	
48 x 168		3	2	MIAR48168	6797	10700	
48 x 192		4	2	MIAR48192	7688	11630	
48 x 216		4	2	MIAR48216	9936	14003	
48 x 240		5	2	MIAR48240	10530	14812	
60 x 96		2	1	MIAR6096	5091	7076	
60 x 120		3	2	MIAR60120	6179	9633	
60 x 144		3	2	MIAR60144	6773	10668	
60 x 168		3	2	MIAR60168	7367	11703	
60 x 192		4	2	MIAR60192	7960	12739	
60 x 216		4	2	MIAR60216	10777	15706	
60 x 240		5	2	MIAR60240	11370	16657	

Add 10% to Pricelist

Modern Industrial Conference Tables

	Dimensions width x depth	Bases	Top Sections	Model #	Standard Laminate	Standard Laminate
					Top Flat Edge SV3FE List Price \$	Top Knife Edge SV3KE List Price \$
 Racetrack (RT)	48 x 72	2	1	MIRT4872	4001	5785
	48 x 96	2	1	MIRT4896	4375	6216
	48 x 120	3	2	MIRT48120	5758	8966
	48 x 144	3	2	MIRT48144	6203	9820
	48 x 168	3	2	MIRT48168	6797	10700
	48 x 192	4	2	MIRT48192	7688	11630
	48 x 216	4	2	MIRT48216	9936	10627
	48 x 240	5	2	MIRT48240	10530	11023
	60 x 96	2	1	MIRT6096	5091	7076
	60 x 120	3	2	MIRT60120	6179	9633
	60 x 144	3	2	MIRT60144	6773	10668
	60 x 168	3	2	MIRT60168	7367	11703
	60 x 192	4	2	MIRT60192	7960	12739
	60 x 216	4	2	MIRT60216	10777	15706
	60 x 240	5	2	MIRT60240	11370	16657
	 Boat (BT)	48 x 72	2	1	MIBT4872	4001
48 x 96		2	1	MIBT4896	4375	6216
48 x 120		3	2	MIBT48120	5758	8966
48 x 144		3	2	MIBT48144	6203	9820
48 x 168		3	2	MIBT48168	6797	10700
48 x 192		4	2	MIBT48192	7688	11630
48 x 216		4	2	MIBT48216	9936	10627
48 x 240		5	2	MIBT48240	10530	11023
60 x 96		2	1	MIBT6096	5091	7076
60 x 120		3	2	MIBT60120	6179	9633
60 x 144		3	2	MIBT60144	6773	10668
60 x 168		3	2	MIBT60168	7367	11703
60 x 192		4	2	MIBT60192	7960	12739
60 x 216		4	2	MIBT60216	10777	15706
60 x 240		5	2	MIBT60240	11370	16657

Add 10% to Pricelist

Rockefeller



Top Specifications:

Veneers: Architectural grade veneers. Standards (Walnut, Oak, Maple) Standard veneer layup:
(Walnut - Flat cut (plain sliced) book match), (Oak - Flat cut (plain sliced) book match),
(Maple - Flat cut (plain sliced) Slip match)

Rustic Reclaimed Veneer - Walnut and Oak - Flat cut (plain sliced) Random match

Rustic Reclaimed Core: 1 1/2" thick particle board or Mdf

Core: All tops are fabricated with 1 1/8" thick Industrial grade particleboard 45lb. density or Mdf (Medium Density Fiberboard)

All tops over 120" are two sections. Veneer grain on multiple section tops is running short grain. (Exception) Rustic Reclaimed Veneer grain runs length wise is random matched unless other wise specified. Laminate woodgrain on multiple section tops is running length wise and is not matched up with grain on other section.

Laminate tops: are fabricated with 1 1/8" thick 45 lb. density particle board core. Laminates are standard colors from **Wilsonart and Formica.**

Laminates:

Standards:

1572-60 Antique White
1573-60 Frosty White
1595-60 Black
D315-60 Platinum Grey
D354-60 Designer White

D90-60 North Sea
D91-60 Slate Grey
D92-60 Dove Grey
D96-60 Shadow
4841-60 Desert Zephyr

Woodgrains:

7909-60 Fusion Maple
7937-38 River Cherry
7946-38 Brazilwood
7997-38 Ebony Recon
7054-60 Wild Cherry

7999k-12 Field Elm
8201k-12 Grey Elm

For all other patterns and laminates, contact factory for pricing and availability

Custom request (Size, Top, Color, etc.) Contact :

Cornerstone Furniture, www.cornerstonefurniture.com , ph. (269)795-3379

Edges: 3mm (3/16" thick solid hardwood) Flat eased or Reverse bevel.

Live Edges: 1 1/2" thick solid hardwoods, Core: 1 1/2" thick particle board or Mdf

Standard Wood Veneer Finishes:

Walnut: Natural Walnut, Light Walnut, Brown Walnut, Grey Walnut

Oak: Natural Oak, Brown Oak, Grey Oak

Maple: Clear Maple, Fusion Maple

Wood is a natural material, slight variations will occur in color, grain configuration, and stain acceptance. Finished pieces may vary slightly in tone or character from the samples given, and no guarantee can be made of an exact match.

Semi-filled finish is standard. Clear Coating : Satin 40 degree sheen , Flat 10 degree sheen

Custom Finish matching is available for a 10% upcharge per order (\$500.00 minimum list.)

Bases: Industrial grade raw steel I beams 6" x 5" H frame. Finishes: Raw steel or Black. Levelers: 2 per base

Sample Order:

(Edge)	Model # ,	Shape ,	Dimensions ,	Top ,	Edge ,	Finish ,	List \$
(RRVLE)	ETRT48120	- Rectangular	48 x 120	-	White Oak veneer,	# RRVLE , -	Grey Oak - \$11059
(RRVLE)	Rustic Reclaimed veneer Live edge				RFRE48120 - Rockefeller table Rectangle, 48" x 120"		

Rockefeller Specs



Shown in:

Dimensions: 120"l x 48"w x 29"h

Top: Rustic Walnut Veneer 1.75" thick

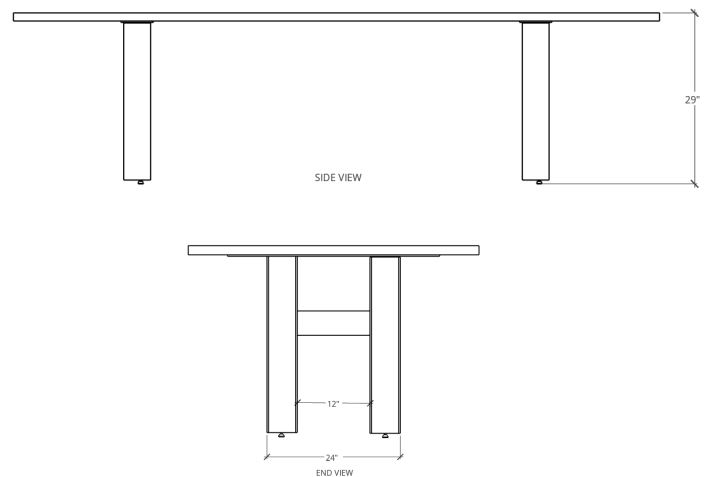
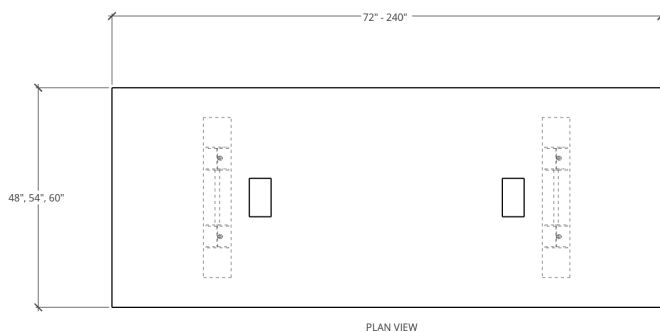
Edge: Flat eased

Bases: Raw Industrial Grade Steel I beams

Finish: Walnut Light #WLT

Power & Data: (Interlink) Black

Custom sizes, woods and finishes are available.
Contact Cornerstone Furniture to discuss options.
Thank you.



Specifications

Dimensions: 72" - 240" length x 48", 54" and 60" width x 29", 36" and 42" height.
Lengths over 120" are two piece tops.

Tops: Veneer, Designer Veneer, Laminate. Plain sliced, book or slipped matched, balance backer.

Edges: Flat eased, Knife edge, Live Edge

Bases: Raw Industrial Grade Steel I Beams, Blackened Steel is available.

Finishes: Check out our finishes in the Price List or contact us for more information.

Power & Data: (Interlink) Silver & Black, 2 outlets standard per unit, data plate is standard and sold separately. (data jacks, e.g. USB, VGA, HDMI, Rj45, Rj11, mini Stereo) Please Contact Cornerstone Furniture for specific A/V needs.



Rockefeller

Dimensions width x depth	Bases	Top Sections	Model #	Standard Veneer	Standard Veneer	Rustic Reclaimed	Rustic Reclaimed	Rustic Reclaimed
				Top Flat Edge SV3FE	Top Knife Edge SV3KE	Veneer Top Flat Edge RRV3FE	Veneer Top Knife Edge RRV3KE	Veneer Top Live Edge RRVLE
				List Price \$	List Price \$	List Price \$	List Price \$	List Price \$
48 x 72	2	1	RFRE4872	6123	6307	7490	7920	9857
48 x 96	2	1	RFRE4896	7080	7385	7866	8206	11337
48 x 120	3	2	RFRE48120	10466	10860	11629	12067	14384
48 x 144	3	2	RFRE48144	11308	11757	12565	13064	15949
48 x 168	3	2	RFRE48168	12150	12654	13500	14061	17513
48 x 192	4	2	RFRE48192	12992	13552	14436	15057	20560
48 x 216	4	2	RFRE48216	15947	16508	17719	18342	23603
48 x 240	5	2	RFRE48240	16712	17324	18569	19249	25171
60 x 96	2	1	RFRE6096	7886	8217	8762	9130	12744
60 x 120	3	2	RFRE60120	11657	12078	12952	13420	16142
60 x 144	3	2	RFRE60144	12680	13157	14089	14619	18054
60 x 168	3	2	RFRE60168	13703	14235	15226	15817	19957
60 x 192	4	2	RFRE60192	14727	15314	16363	170163	23373
60 x 216	4	2	RFRE60216	17745	18331	19717	20368	26771
60 x 240	5	2	RFRE60240	18676	19315	20751	21458	28688



Rectangle
(RE)

Add 10% to Pricelist

Rockefeller

Dimensions width x depth	Bases	Top Sections	Model #	Standard Laminate	Standard Laminate
				Top Flat Edge SV3FE List Price \$	Top Knife Edge SV3KE List Price \$
48 x 72	2	1	RFRE4872	4560	6557
48 x 96	2	1	RFRE4896	4760	6837
48 x 120	3	2	RFRE48120	6672	9950
48 x 144	3	2	RFRE48144	7533	10993
48 x 168	3	2	RFRE48168	8316	11887
48 x 192	4	2	RFRE48192	8903	12796
48 x 216	4	2	RFRE48216	11712	15746
48 x 240	5	2	RFRE48240	12886	16784
60 x 96	2	1	RFRE6096	5158	7605
60 x 120	3	2	RFRE60120	7193	11035
60 x 144	3	2	RFRE60144	7780	12050
60 x 168	3	2	RFRE60168	8563	13137
60 x 192	4	2	RFRE60192	9346	14224
60 x 216	4	2	RFRE60216	12351	17295
60 x 240	5	2	RFRE60240	13133	18310



Rectangle
(RE)

Add 10% to Pricelist

Element Table Series



Top Specifications:

Veneers: Architectural grade veneers. Standards (Walnut, Oak, Maple) Standard veneer layup:

(Walnut - Flat cut (plain sliced) book match), (Oak - Flat cut (plain sliced) book match),

(Maple - Flat cut (plain sliced) Slip match)

Rustic Reclaimed Veneer - Walnut and Oak - Flat cut (plain sliced) Random match

Rustic Reclaimed Core: 1 1/2" thick particle board or Mdf

Core: All tops are fabricated with 1 1/8" thick Industrial grade particleboard 45lb. density or

Mdf (Medium Density Fiberboard)

All tops over 120" are two sections. Veneer grain on multiple section tops is running short grain. (Exception) Rustic Reclaimed Veneer grain runs length wise is random matched unless other wise specified. Laminate woodgrain on multiple section tops is running length wise and is not matched up with grain on other section.

Laminate tops: are fabricated with 1 1/8" thick 45 lb. density particle board core. Laminates are standard colors from **Wilsonart and Formica.**

Laminates:

Standards:

1572-60 Antique White

1573-60 Frosty White

1595-60 Black

D315-60 Platinum Grey

D354-60 Designer White

D90-60 North Sea

D91-60 Slate Grey

D92-60 Dove Grey

D96-60 Shadow

4841-60 Desert Zephyr

Woodgrains:

7909-60 Fusion Maple

7937-38 River Cherry

7946-38 Brazilwood

7997-38 Ebony Recon

7054-60 Wild Cherry

7999k-12 Field Elm

8201k-12 Grey Elm

For all other patterns and laminates, contact factory for pricing and availability

Custom request (Size, Top, Color, etc.) Contact :

Cornerstone Furniture, www.cornerstonefurniture.com , ph. (269)795-3379

Edges: 3mm (3/16" thick solid hardwood) Flat eased or Reverse bevel.

Live Edges: 1 1/2" thick solid hardwoods, Core: 1 1/2" thick particle board or Mdf

Standard Wood Veneer Finishes:

Walnut: Natural Walnut, Light Walnut, Brown Walnut, Grey Walnut

White Oak: Natural Oak, Brown Oak, Grey Oak

Maple: Clear Maple, Fusion Maple

Wood is a natural material, slight variations will occur in color, grain configuration, and stain acceptance. Finished pieces may vary slightly in tone or character from the samples given, and no guarantee can be made of an exact match.

Semi-filled finish is standard. Clear Coating : Satin 40 degree sheen , Flat 10 degree sheen

Custom Finish matching is available for a **10% upcharge per order** (\$500.00 minimum list.)

Bases: Rectangular open center with access door and wire management rails. Finishes: To match tops.

Sample Order:

(Edge)	Model #.	Shape	Dimensions	Top	Edge	Finish	List \$
(SV3FE)	ETRE48120	- Rectangular	48 x 120	-	White Oak veneer,	# SV3FE , - Grey Oak	\$11059
(SV3FE)	Standard veneer 3mm Flat edge		ETRT48120 - Element table Rectangle, 48" x 120"				

Element Specs



Shown in:

Dimensions: 120"l x 48"w x 29"h

Top: Walnut veneer 1.25" thick

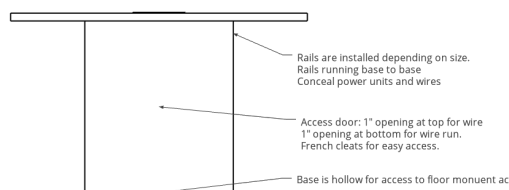
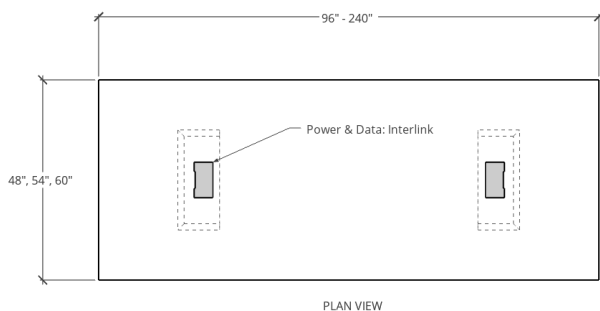
Edge: Knife Edge

Bases: Hollow core panels with access doors and wire management rails (depending on size of top)

Finish: Walnut Grey #WGT

Power & Data: (Interlink) Silver

Custom sizes, woods and finishes are available.
Contact Cornerstone Furniture to discuss options.



Specifications

Dimensions: 72" - 240" length x 48", 54" and 60" width x 29", 36" and 42" height. Lengths over 120" are two piece tops.

Tops: Veneer, Designer Veneer, Laminate. Plain sliced, book or slipped matched, balance backer. 1.25 thick top

Edges: Flat eased, Knife edge, Live Edge



Bases: A/V hollow core panels with access doors and wire management rails. Ample capacity with access to floor core electrical and telecommunications.

Finishes: Check out our finishes in the Price List or contact us for more information.

Power & Data: (Interlink) Silver & Black, 2 outlets standard per unit, data plate is standard and sold separately. (data jacks, e.g. USB, VGA, HDMI, Rj45, Rj11, mini Stereo) Please Contact Cornerstone Furniture for specific A/V needs.





Element Table Series

Dimensions width x depth	Bases	Top Sections	Model #	Standard Veneer	Standard Veneer	Rustic Reclaimed	Rustic Reclaimed	Rustic Reclaimed	
				Top Flat Edge SV3FE	Top Knife Edge SV3KE	Veneer Top Flat Edge RRV3FE	Veneer Top Knife Edge RRV3KE	Veneer Top Live Edge RRVLE	
				List Price \$	List Price \$	List Price \$	List Price \$	List Price \$	
 <p>Rectangle (RE)</p>	48 x 72	2	1	ETRE4872	7500	7685	8860	9293	11234
	48 x 96	2	1	ETRE4896	7475	7780	8305	8645	13375
	48 x 120	3	2	ETRE48120	11059	11453	12288	12725	17961
	48 x 144	3	2	ETRE48144	11901	12350	13233	13722	20125
	48 x 168	3	2	ETRE48168	12743	13247	14159	14719	22294
	48 x 192	4	2	ETRE48192	13585	14144	19217	20081	24448
	48 x 216	4	2	ETRE48216	17428	17990	19365	19988	29198
	48 x 240	4	2	ETRE48240	18189	18805	20215	20895	31369
	60 x 96	2	1	ETRE6096	8553	8884	9503	9871	15637
	60 x 120	3	2	ETRE60120	12595	13016	13994	14463	20973
	60 x 144	3	2	ETRE60144	13618	14095	15131	15661	23436
	60 x 168	3	2	ETRE60168	14642	15174	16268	16860	25894
	60 x 192	4	2	ETRE60192	15665	16252	17406	18058	28345
	60 x 216	4	2	ETRE60216	19720	20307	21912	22563	33845
	60 x 240	4	2	ETRE60240	20651	21287	22945	23653	36313
	 <p>Boat (BT)</p>	48 x 72	2	1	ETBT4872	7500	7685	8860	9513
48 x 96		2	1	ETBT4896	8203	8562	9115	9513	x
48 x 120		3	2	ETBT48120	121360	12591	13477	13990	x
48 x 144		3	2	ETBT48144	13116	13642	14575	15158	x
48 x 168		3	2	ETBT48168	14103	14694	15670	16326	x
48 x 192		4	2	ETBT48192	14496	15152	16107	16836	x
48 x 216		4	2	ETBT48216	19004	19701	21160	21890	x
48 x 240		4	2	ETBT48240	19941	20657	22156	22952	x
60 x 96		2	1	ETBT6096	9404	9792	10449	10880	x
60 x 120		3	2	ETBT60120	12894	13388	14327	14876	x
60 x 144		3	2	ETBT60144	14094	14652	15659	16280	x
60 x 168		3	2	ETBT60168	15293	15916	16992	17684	x
60 x 192		4	2	ETBT60192	16492	17180	18324	19089	x
60 x 216		4	2	ETBT60216	21602	22289	24002	24766	x
60 x 240		4	2	ETBT60240	22692	23438	25214	26042	x



Add 10% to Pricelist

Element Table Series

	Dimensions width x depth	Bases	Top Sections	Model #	Standard Veneer	Standard Veneer	Rustic Reclaimed	Rustic Reclaimed	Rusti Reclaimed
					Top Flat Edge SV3FE	Top Knife Edge SV3KE	Veneer Top Flat Edge RRV3FE	Veneer Top Knife Edge RRV3KE	Veneer Top Live Edge RRVLE
					List Price \$	List Price \$	List Price \$	List Price \$	List Price \$
	48 x 72	2	1	ETRT4872	7500	7685	8860	9513	x
	48 x 96	2	1	ETRT4896	8203	8562	9115	9513	x
	48 x 120	3	2	ETRT48120	121360	12591	13477	13990	x
	48 x 144	3	2	ETRT48144	13116	13642	14575	15158	x
	48 x 168	3	2	ETRT48168	14103	14694	15670	16326	x
	48 x 192	4	2	ETRT48192	14496	15152	16107	16836	x
	48 x 216	4	2	ETRT48216	19004	19701	21160	21890	x
	48 x 240	4	2	ETRT48240	19941	20657	22156	22952	x
	60 x 96	2	1	ETRT6096	9404	9792	10449	10880	x
	60 x 120	3	2	ETRT60120	12894	13388	14327	14876	x
	60 x 144	3	2	ETRT60144	14094	14652	15659	16280	x
	60 x 168	3	2	ETRT60168	15293	15916	16992	17684	x
	60 x 192	4	2	ETRT60192	16492	17180	18324	19089	x
	60 x 216	4	2	ETRT60216	21602	22289	24002	24766	x
	60 x 240	4	2	ETRT60240	22692	23438	25214	26042	x
		48 x 72	2	1	ETAR4872	7500	7685	8860	9513
48 x 96		2	1	ETAR4896	8203	8562	9115	9513	x
48 x 120		3	2	ETAR48120	121360	12591	13477	13990	x
48 x 144		3	2	ETAR48144	13116	13642	14575	15158	x
48 x 168		3	2	ETAR48168	14103	14694	15670	16326	x
48 x 192		4	2	ETAR48192	14496	15152	16107	16836	x
48 x 216		4	2	ETAR48216	19004	19701	21160	21890	x
48 x 240		4	2	ETAR48240	19941	20657	22156	22952	x
60 x 96		2	1	ETAR6096	9404	9792	10449	10880	x
60 x 120		3	2	ETAR60120	12894	13388	14327	14876	x
60 x 144		3	2	ETAR60144	14094	14652	15659	16280	x
60 x 168		3	2	ETAR60168	15293	15916	16992	17684	x
60 x 192		4	2	ETAR60192	16492	17180	18324	19089	x
60 x 216		4	2	ETAR60216	21602	22289	24002	24766	x
60 x 240		4	2	ETAR60240	22692	23438	25214	26042	x



Add 10% to Pricelist

Element Table Series

	Dimensions width x depth	Bases	Top Sections	Model #	Standard Laminate	Standard Laminate	
					Top Flat Edge SV3FE List Price \$	Top Knife Edge SV3KE List Price \$	
	48 x 72	2	1	ETRE4872	4890	6980	
	48 x 96	2	1	ETRE4896	5155	7232	
	48 x 120	3	2	ETRE48120	7265	10542	
	48 x 144	3	2	ETRE48144	8126	11526	
	48 x 168	3	2	ETRE48168	8909	12480	
	48 x 192	4	2	ETRE48192	9496	13362	
	48 x 216	4	2	ETRE48216	13194	17227	
	48 x 240	4	2	ETRE48240	14368	18266	
	60 x 96	2	1	ETRE6096	5824	8272	
	60 x 120	3	2	ETRE60120	8131	11973	
	60 x 144	3	2	ETRE60144	8719	12988	
	60 x 168	3	2	ETRE60168	9501	14075	
	60 x 192	4	2	ETRE60192	10284	15162	
	60 x 216	4	2	ETRE60216	14326	19270	
	60 x 240	4	2	ETRE60240	15109	20285	
		48 x 72	2	1	ETAR4872	5354	7981
		48 x 96	2	1	ETAR4896	5880	8272
		48 x 120	3	2	ETAR48120	8005	11213
48 x 144		3	2	ETAR48144	8450	12067	
48 x 168		3	2	ETAR48168	9044	12947	
48 x 192		4	2	ETAR48192	9935	13876	
48 x 216		4	2	ETAR48216	13640	17707	
48 x 240		4	2	ETAR48240	14233	18515	
60 x 96		2	1	ETAR6096	6474	8459	
60 x 120		3	2	ETAR60120	9340	12793	
60 x 144		3	2	ETAR60144	9933	13829	
60 x 168		3	2	ETAR60168	10527	14864	
60 x 192		4	2	ETAR60192	11121	15899	
60 x 216		4	2	ETAR60216	14974	19904	
60 x 240		4	2	ETAR60240	15568	20854	

Add 10% to Pricelist

Element Table Series

	Dimensions width x depth	Bases	Top Sections	Model #	Standard Laminate	Standard Laminate	
					Top Flat Edge SV3FE List Price \$	Top Knife Edge SV3KE List Price \$	
 Racetrack (RT)	48 x 72	2	1	ETRT4872	5354	7981	
	48 x 96	2	1	ETRT4896	5880	8272	
	48 x 120	3	2	ETRT48120	8005	11213	
	48 x 144	3	2	ETRT48144	8450	12067	
	48 x 168	3	2	ETRT48168	9044	12947	
	48 x 192	4	2	ETRT48192	9935	13876	
	48 x 216	4	2	ETRT48216	13640	17707	
	48 x 240	4	2	ETRT48240	14233	18515	
	60 x 96	2	1	ETRT6096	6474	8459	
	60 x 120	3	2	ETRT60120	9340	12793	
	60 x 144	3	2	ETRT60144	9933	13829	
	60 x 168	3	2	ETRT60168	10527	14864	
	60 x 192	4	2	ETRT60192	11121	15899	
	60 x 216	4	2	ETRT60216	14974	19904	
	60 x 240	4	2	ETRT60240	15568	20854	
	 Boat (BT)	48 x 72	2	1	ETBT4872	5354	7981
		48 x 96	2	1	ETBT4896	5880	8272
		48 x 120	3	2	ETBT48120	8005	11213
48 x 144		3	2	ETBT48144	8450	12067	
48 x 168		3	2	ETBT48168	9044	12947	
48 x 192		4	2	ETBT48192	9935	13876	
48 x 216		4	2	ETBT48216	13640	17707	
48 x 240		4	2	ETBT48240	14233	18515	
60 x 96		2	1	ETBT6096	6474	8459	
60 x 120		3	2	ETBT60120	9340	12793	
60 x 144		3	2	ETBT60144	9933	13829	
60 x 168		3	2	ETBT60168	10527	14864	
60 x 192		4	2	ETBT60192	11121	15899	
60 x 216		4	2	ETBT60216	14974	19904	
60 x 240		4	2	ETBT60240	15568	20854	

Add 10% to Pricelist

CM10 Conference Table



Top Specifications:

Veneers: Architectural grade veneers. Standards (Walnut, Oak, Maple) Standard veneer layup:
(Walnut - Flat cut (plain sliced) book match), (Oak - Flat cut (plain sliced) book match),
(Maple - Flat cut (plain sliced) Slip match)

Core: All tops are fabricated with 1 1/8" thick Industrial grade particleboard 45lb. density or Mdf (Medium Density Fiberboard)

Rustic Reclaimed Veneer - Walnut and Oak - Flat cut (plain sliced) Random match

Rustic Reclaimed Core: 1 1/2" thick particle board or Mdf

All tops over 120" are two sections. *Veneer* grain on multiple section tops is running short grain. (*Exception*) *Rustic Reclaimed Veneer* grain runs length wise is random matched unless other wise specified. *Laminate* woodgrain on multiple section tops is running length wise and is not matched up with grain on other section.

Laminate tops: are fabricated with 1 1/8" thick 45 lb. density particle board core. Laminates are standard colors from **Wilsonart and Formica.**

Laminates:

Standards:

1572-60 Antique White
1573-60 Frosty White
1595-60 Black
D315-60 Platinum Grey
D354-60 Designer White

D90-60 North Sea
D91-60 Slate Grey
D92-60 Dove Grey
D96-60 Shadow
4841-60 Desert Zephyr

Woodgrains:

7909-60 Fusion Maple
7937-38 River Cherry
7946-38 Brazilwood
7997-38 Ebony Recon
7054-60 Wild Cherry

7999k-12 Field Elm
8201k-12 Grey Elm

For all other patterns and laminates, contact factory for pricing and availability

Custom request (Size, Top, Color, etc.) Contact :

Cornerstone Furniture, www.cornerstonefurniture.com , ph. (269)795-3379

Edges: 3mm (3/16" thick solid hardwood) Flat eased or Reverse bevel.

Live Edges: 1 1/2" thick solid hardwoods, Core: 1 1/2" thick particle board or Mdf

Standard Wood Veneer Finishes:

Walnut: Clear Walnut, Natural Walnut, Warm Walnut, Dark Walnut.

Oak: Clear White Oak, Natural White Oak, Brown Oak, Pewter Oak, Charcoal Oak

Maple: Clear Maple, Fusion Maple

Wood is a natural material, slight variations will occur in color, grain configuration, and stain acceptance. Finished pieces may vary slightly in tone or character from the samples given, and no guarantee can be made of an exact match.

Semi-filled finish is standard. *Clear Coating :* *Satin* 40 degree sheen , *Flat* 10 degree sheen

Custom Finish matching is available for a **10% upcharge per order** (**\$500.00** minimum list.)

Bases: 2" tubular steel. Finishes: Powder coats: Black, Dark tone, Silver, Medium Gray, White. Polished or Satin Chrome— add to list \$160 each base

Sample Order:

(Edge)	Model #.	Shape.	Dimensions.	Top.	Edge.	Finish.	List \$
(SV3FE)	CMRE48120	- Rectangular	48 x 120	-	White Oak veneer,	# SV3FE , - Pewter Oak -	\$5859

Cm10 Specs



Shown in:

Dimensions: 120"l x 48"w x 29"h

Top: Oak veneer 1.25" thick

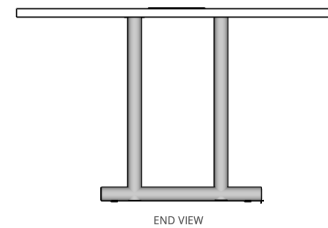
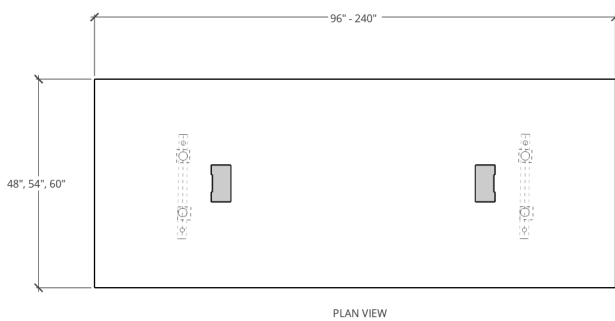
Edge: Knife Edge

Bases: Double T Bases

Finish: Field Elm 7999-12

Power & Data: (Interlink) Silver

Custom sizes, woods and finishes are available.
Contact Cornerstone Furniture to discuss options.
Thank you.



Specifications

Dimensions: 72" - 240" length x 48", 54" and 60" width x 29", 36" and 42" height. Lengths over 120" are two piece tops.

Tops: Veneer, Designer Veneer, Laminate. Plain sliced, book or slipped matched, balance backer. 1.25 thick top

Edges: Flat eased, Knife edge, Live Edge



Bases: Double T Bases

Finishes: Check out our finishes in the Price List or contact us for more information.

Power & Data: (Interlink) Silver & Black, 2 outlets standard per unit, data plate is standard and sold separately. (data jacks, e.g. USB, VGA, HDMI, Rj45, Rj11, mini Stereo) Please Contact Cornerstone Furniture for specific A/V needs.





CM10 Conference Tables

	Dimensions width x depth	Bases	Top Sections	Model #	Standard Veneer	Standard Veneer	Rustic Reclaimed	Rustic Reclaimed	Rustic Reclaimed	
					Top Flat Edge SV3FE	Top Knife Edge SV3KE	Veneer Top Flat Edge RRV3FE	Veneer Top Knife Edge RRV3KE	Veneer Top Live Edge RRV3LE	
					List Price \$	List Price \$	List Price \$	List Price \$	List Price \$	
	48 x 72	2	1	CMRE4872	3670	3857	5025	5452	7405	
	48 x 96	2	1	CMRE4896	4421	4621	6000	6502	8898	
	48 x 120	3	2	CMRE48120	5859	6177	7824	8426	11440	
	48 x 144	3	2	CMRE48144	6638	6971	8783	9481	12943	
	48 x 168	3	2	CMRE48168	7775	8117	9759	10532	14450	
	48 x 192	4	2	CMRE48192	9067	9455	11206	12063	16426	
	48 x 216	4	2	CMRE48216	10259	10770	12562	13510	18494	
	48 x 240	5	2	CMRE48240	11590	12120	14011	15032	20474	
	60 x 96	2	1	CMRE6096	5210	5411	6892	7443	10236	
	60 x 120	3	2	CMRE60120	6814	7140	8935	9574	13087	
	60 x 144	3	2	CMRE60144	7781	8120	10118	10835	14887	
	60 x 168	3	2	CMRE60168	9090	9441	11284	12100	16684	
	60 x 192	4	2	CMRE60192	10598	10984	12932	13831	18957	
	60 x 216	4	2	CMRE60216	11963	12484	14512	15500	21334	
	60 x 240	5	2	CMRE60240	13481	14021	16170	17226	23610	
		48 x 72	2	1	CMAR4872	3670	3857	5025	5452	x
		48 x 96	2	1	CMAR4896	4421	4621	6000	6502	x
		48 x 120	3	2	CMAR48120	5859	6177	7824	8426	x
48 x 144		3	2	CMAR48144	6638	6971	8783	9481	x	
48 x 168		3	2	CMAR48168	7775	8117	9759	10532	x	
48 x 192		4	2	CMAR48192	9067	9455	11206	12063	x	
48 x 216		5	2	CMAR48216	10259	10770	12562	13510	x	
48 x 240		4	2	CMAR48240	11590	12120	14011	15032	x	
60 x 96		2	1	CMAR6096	5210	5411	6892	7443	x	
60 x 120		3	2	CMAR60120	6814	7140	8935	9574	x	
60 x 144		3	2	CMAR60144	7781	8120	10118	10835	x	
60 x 168		3	2	CMAR60168	9090	9441	11284	12100	x	
60 x 192		4	2	CMAR60192	10598	10984	12932	13831	x	
60 x 216		4	2	CMAR60216	11963	12484	14512	15500	x	
60 x 240		5	2	CMAR60240	13481	14021	16170	17226	x	



Add 10% to Pricelist

CM10 Conference Tables

	Dimensions width x depth	Bases	Top Sections	Model #	Standard Veneer	Standard Veneer	Rustic Reclaimed	Rustic Reclaimed	Rustic Reclaimed	
					Top Flat Edge SV3FE	Top Knife Edge SV3KE	Veneer Top Flat Edge RRV3FE	Veneer Top Knife Edge RRV3KE	Veneer Top Live Edge RRV3LE	
					List Price \$	List Price \$	List Price \$	List Price \$	List Price \$	
	48 x 72	2	1	CMRT4872	3670	3857	5025	5452	x	
	48 x 96	2	1	CMRT4896	4421	4621	6000	6502	x	
	48 x 120	3	2	CMRT48120	5859	6177	7824	8426	x	
	48 x 144	3	2	CMRT48144	6638	6971	8783	9481	x	
	48 x 168	3	2	CMRT48168	7775	8117	9759	10532	x	
	48 x 192	4	2	CMRT48192	9067	9455	11206	12063	x	
	48 x 216	5	2	CMRT48216	10259	10770	12562	13510	x	
	48 x 240	4	2	CMRT48240	11590	11642	14011	15032	x	
	60 x 96	2	1	CMRT6096	5210	5411	6892	7443	x	
	60 x 120	3	2	CMRT60120	6814	7140	8935	9574	x	
	60 x 144	3	2	CMRT60144	7781	8120	10118	10835	x	
	60 x 168	3	2	CMRT60168	9090	9441	11284	12100	x	
	60 x 192	4	2	CMRT60192	10598	10984	12932	13831	x	
	60 x 216	4	2	CMRT60216	11963	12484	14512	15500	x	
	60 x 240	5	2	CMRT60240	13481	14021	16170	17226	x	
		48 x 72	2	1	CMBT4872	3670	3857	5025	5452	x
		48 x 96	2	1	CMBT4896	4421	4621	6000	6502	x
		48 x 120	3	2	CMBT48120	5859	6177	7824	8426	x
48 x 144		3	2	CMBT48144	6638	6971	8783	9481	x	
48 x 168		3	2	CMBT48168	7775	8117	9759	10532	x	
48 x 192		4	2	CMBT48192	9067	9455	11206	12063	x	
48 x 216		4	2	CMBT48216	10259	10770	12562	13510	x	
48 x 240		5	2	CMBT48240	11590	11642	14011	15032	x	
60 x 96		2	1	CMBT6096	5210	5411	6892	7443	x	
60 x 120		3	2	CMBT60120	6814	7140	8935	9574	x	
60 x 144		3	2	CMBT60144	7781	8120	10118	10835	x	
60 x 168		3	2	CMBT60168	9090	9441	11284	12100	x	
60 x 192		4	2	CMBT60192	10598	10984	12932	13831	x	
60 x 216		4	2	CMBT60216	11963	12484	14512	15500	x	
60 x 240		5	2	CMBT60240	13481	14021	16170	17226	x	



Add 10% to Pricelist

CM10 Conference Tables

	Dimensions width x depth	Bases	Top Sections	Model #	Standard Laminate	Standard Laminate	
					Top Flat Edge SV3FE List Price \$	Top Knife Edge SV3KE List Price \$	
	48 x 72	2	1	CMRE4872	1850	2120	
	48 x 96	2	1	CMRE4896	2025	2340	
	48 x 120	3	2	CMRE48120	3190	3830	
	48 x 144	3	2	CMRE48144	3360	4067	
	48 x 168	3	2	CMRE48168	3703	4526	
	48 x 192	4	2	CMRE48192	4199	5036	
	48 x 216	4	2	CMRE48216	5160	6322	
	48 x 240	5	2	CMRE48240	5890	6940	
	60 x 96	2	1	CMRE6096	2120	2465	
	60 x 120	3	2	CMRE60120	3435	4155	
	60 x 144	3	2	CMRE60144	3671	4472	
	60 x 168	3	2	CMRE60168	4107	5083	
	60 x 192	4	2	CMRE60192	4603	5589	
	60 x 216	4	2	CMRE60216	5598	6941	
	60 x 240	5	2	CMRE60240	6201	7584	
		48 x 72	2	1	CMAR4872	1850	2120
		48 x 96	2	1	CMAR4896	2025	2340
		48 x 120	3	2	CMAR48120	3190	3830
48 x 144		3	2	CMAR48144	3360	4067	
48 x 168		3	2	CMAR48168	3703	4526	
48 x 192		4	2	CMAR48192	4199	5036	
48 x 216		4	2	CMAR48216	5160	6322	
48 x 240		5	2	CMAR48240	5890	6940	
60 x 96		2	1	CMAR6096	2120	2465	
60 x 120		3	2	CMAR60120	3435	4155	
60 x 144		3	2	CMAR60144	3671	4472	
60 x 168		3	2	CMAR60168	4107	5083	
60 x 192		4	2	CMAR60192	4603	5589	
60 x 216		4	2	CMAR60216	5598	6941	
60 x 240		5	2	CMAR60240	6201	7584	

Add 10% to Pricelist

CM10 Conference Tables

	Dimensions width x depth	Bases	Top Sections	Model #	Standard Laminate	Standard Laminate
					Top Flat Edge SV3FE List Price \$	Top Knife Edge SV3KE List Price \$
	48 x 72	2	1	CMRT4872	1850	2120
	48 x 96	2	1	CMRT4896	2025	2340
	48 x 120	3	2	CMRT48120	3190	3830
	48 x 144	3	2	CMRT48144	3360	4067
	48 x 168	3	2	CMRT48168	3703	4526
	48 x 192	4	2	CMRT48192	4199	5036
	48 x 216	4	2	CMRT48216	5160	6322
	48 x 240	5	2	CMRT48240	5890	6940
	60 x 96	2	1	CMRT6096	2120	2465
	60 x 120	3	2	CMRT60120	3435	4155
	60 x 144	3	2	CMRT60144	3671	4472
	60 x 168	3	2	CMRT60168	4107	5083
	60 x 192	4	2	CMRT60192	4603	5589
	60 x 216	4	2	CMRT60216	5598	6941
	60 x 240	5	2	CMRT60240	6201	7584
		48 x 72	2	1	CMBT4872	1850
48 x 96		2	1	CMBT4896	2025	2340
48 x 120		3	2	CMBT48120	3190	3830
48 x 144		3	2	CMBT48144	3360	4067
48 x 168		3	2	CMBT48168	3703	4526
48 x 192		4	2	CMBT48192	4199	5036
48 x 216		4	2	CMBT48216	5160	6322
48 x 240		5	2	CMBT48240	5890	6940
60 x 96		2	1	CMBT6096	2120	2465
60 x 120		3	2	CMBT60120	3435	4155
60 x 144		3	2	CMBT60144	3671	4472
60 x 168		3	2	CMBT60168	4107	5083
60 x 192		4	2	CMBT60192	4603	5589
60 x 216		4	2	CMBT60216	5598	6941
60 x 240		5	2	CMBT60240	6201	7584

Add 10% to Pricelist

Modern Industrial Credenza



Top Specifications:

Veneers: Architectural grade veneers. Standards (Walnut, Oak, Maple) Standard veneer layup:
(Walnut - Flat cut (plain sliced) book match), (Oak - Flat cut (plain sliced) book match),
(Maple - Flat cut (plain sliced) Slip match)

Core: All tops are fabricated with 1 1/8" thick Industrial grade particleboard 45lb. density or Mdf (Medium Density Fiberboard)

Rustic Reclaimed Veneer - Walnut and Oak - Flat cut (plain sliced) Random match

Rustic Reclaimed Core: 1 1/2" thick particle board or Mdf

All tops over 120" are two sections. *Veneer* grain on multiple section tops is running short grain. (*Exception*) *Rustic Reclaimed Veneer* grain runs length wise is random matched unless other wise specified. *Laminate* woodgrain on multiple section tops is running length wise and is not matched up with grain on other section.

Laminate tops: are fabricated with 1 1/8" thick 45 lb. density particle board core. Laminates are standard colors from **Wilsonart and Formica.**

Laminates:

Standards:

1572-60 Antique White
1573-60 Frosty White
1595-60 Black
D315-60 Platinum Grey
D354-60 Designer White

D90-60 North Sea
D91-60 Slate Grey
D92-60 Dove Grey
D96-60 Shadow
4841-60 Desert Zephyr

Woodgrains:

7909-60 Fusion Maple
7937-38 River Cherry
7946-38 Brazilwood
7997-38 Ebony Recon
7054-60 Wild Cherry

7999k-12 Field Elm
8201k-12 Grey Elm

For all other patterns and laminates, contact factory for pricing and availability

Custom request (Size, Top, Color, etc.) Contact :

Cornerstone Furniture, www.cornerstonefurniture.com , ph. (269)795-3379

Edges: 3mm (3/16" thick solid hardwood) Flat eased or Reverse bevel.

Live Edges: 1 1/2" thick solid hardwoods, Core: 1 1/2" thick particle board or Mdf

Standard Wood Veneer Finishes:

Walnut: Clear Walnut, Natural Walnut, Warm Walnut, Dark Walnut.

Oak: Clear White Oak, Natural White Oak, Brown Oak, Pewter Oak, Charcoal Oak

Maple: Clear Maple, Fusion Maple

Wood is a natural material, slight variations will occur in color, grain configuration, and stain acceptance. Finished pieces may vary slightly in tone or character from the samples given, and no guarantee can be made of an exact match.

Semi-filled finish is standard. *Clear Coating :* *Satin* 40 degree sheen , *Flat* 10 degree sheen

Custom Finish matching is available for a **10% upcharge per order** (**\$500.00** minimum list.)

Bases: 2" tubular steel. Finishes: Powder coats: Black, Dark tone, Silver, Medium Gray, White. Polished or Satin Chrome— add to list \$160 each base

Sample Order:

(Edge)	Model #.	Shape.	Dimensions.	Top.	Edge.	Finish.	List \$
(SV3FE)	CMRE48120	- Rectangular	48 x 120	-	White Oak veneer,	# SV3FE , - Pewter Oak -	\$5859

Modern Industrial Credenza Specs



Shown in:

Dimensions: 72"l x 20"w x 31"h

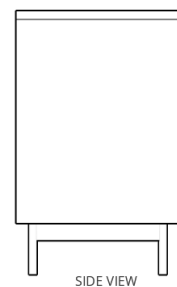
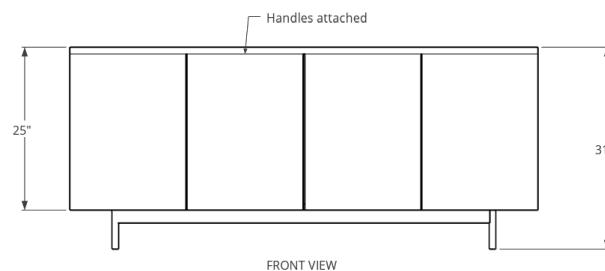
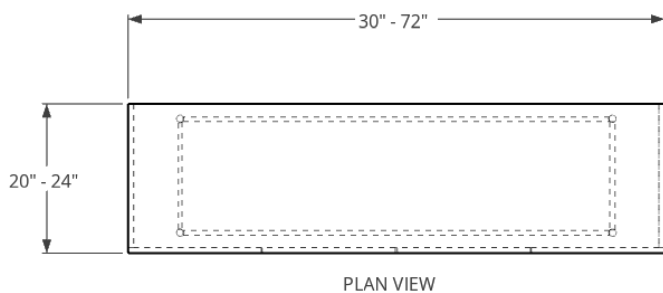
Top: Walnut veneer .75" thick

Edge: Flat eased

Bases: Metal rectangle mount

Finish: Walnut Natural #WNT

Custom sizes, woods and finishes are available.
Contact Cornerstone Furniture to discuss options.
Thank you.



Specifications

Dimensions: 30" - 72" length x 20" & 24" Depth x 31" height.

Tops: Veneer, Designer Veneer, Laminate. Plain sliced, book or slipped matched, balance backer.

Edges: Flat eased

Bases: Metal rectangle mount

Finishes: Check out our finishes in the Price List or contact us for more information.

Handles: Handles are provided by Cornerstone Furniture



Modern Industrial Credenza

Dimensions W x D x H	Doors	Model #	Veneer	Laminate	Model #
			List Price \$	List Price \$	
60x20x29	3	CRV602029	5678.00	4655.00	CRL602029
72x20x29	4	CRV722029	6234.00	5238.00	CRL722029
60x20x36	3	CRV602036	6362.00	4959.00	CRL602036
72x20x36	4	CRV722036	7078.00	5789.00	CRL722036

Credenzas Options:	List Price \$
Gold legs	2289

Add 10% to Pricelist




Finishes

Cornerstone Furniture
Finishes


Standard Laminates




Designer White
D354-60




Platinum
D315-60



Black
1595-60



Frosty White
1573-60



Antique White
1572-60




Desert Zephyr
4841-60



Shadow
D96-60



Dove Grey
D92-60



Slate Grey
D91-60




North Sea
D90-60

Standard Laminates Woodgrains



Ebony Recon
7997-38



Brazilwood
7946-38



River Cherry
7937-38



Fusion Maple
7909-38



Wild Cherry
7054-60



Field Elm
7999-12




Grey Elm
8201k-12


Standard Veneers
&
Rustic / Reclaimed



Walnut
Natural #WNT



Walnut
Light #WLT



Walnut
Brown #WBT



Walnut
Grey #WGT



White Oak
Natural #ON1



White Oak
Brown #OB1



White Oak
Grey #OG1



Power & Data

Conference table

Power & Data

Power & Data

Interlink



Part #	Finish	Description	Cord Length	\$List Price
INTERLINK	Silver or Black	2 Power receptacles and a Cutout for 1 Telecom plate,	72 " cord	650.00
INTERLINK HW	Silver or Black	3rd outlet on underside to be used as convenience outlet.	72 " Hardwire	690.00

A Duo



Part #	Finish	Description	Cord Length	\$List Price
A Duo	Silver or Black	2 power outlets and 2 usb ports. Offered in clamp-on, under, and bezel mounting options.	6' or 10' cord	\$ 494.00
A Duo HW	Silver or Black		6' or 10' Hardwire	\$ 525.00

Perimeter System


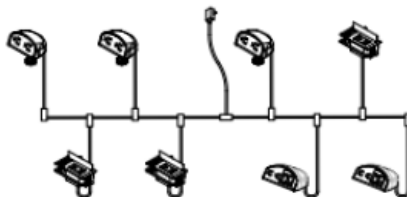
FEATURES:

Applications


- Under Desks
- Training tables

Standard Finishes -

(For Smart Box Power Infeed)
Die Cast/Sheet Metal Housing/Black Coating



Smart Box Power Infeed
Component 1



Jumper Cable
Component 2



Compatible Product
Example: Mini Adapt
Component 3

Contact :
Cornerstone Furniture
for custom quote

Telecom Plates

Top Telecom Plates	Part Number	Configuration	List Price Per plate
	A-BL-A-B	RJ11 Cat 3 Phone and RJ45 Cat 6 Data	175.00
	A-BL-B-B	2 RJ45 Cat 6 Connectors	221.00
	A-BL-B-B-B	3 RJ45 Cat 6 Connectors	325.00
	A-BL-B-B-B-B	4 RJ45 Cat 6 Connectors	431.00
	A-BL-102	USB Type A/A with 72" patch cord attached	119.00
	A-BL-102-102	RJ11 Cat 3 phone, RJ45 Cat6 Data and USB with 72" patch cord attached	218.00
	A-BL-A-B-102	RJ11 Cat 3 phone with 72" patch cord attached	281.00
	A-BL-B	RJ45 cat 6 Data	118.00
	A-BL-B-B-C45	2 RJ45 Cat 6 Connectors and HDMI Female/Female with 36" patch cord attached	468.00
	A-BL-CRDMINDER	Cordminder Plate-2-5/8" Holes and 1-7/8" Holes	68.00
	A-BL-C45-C51-L	HDMI Female/Female with 36" patch cord attached, Mini Stereo inline, and 15 pin HD VGA Female/Female with 60" patch cord attached	506.00
	A-BL-C45-C51	HDMI Female/Female with 36" patch cord attached, and 15 pin HD VGA Female/Female with 60" patch cord attached	437.00
	A-BL-C45	HDMI Female/Female with 36" patch cord	256.00
	A-BL-A-B-B	1 RJ11 Cat3 Phone and 2 RJ45 Cat6 data	281.00
	A-BL	Blank Telecom Plate	12.00

